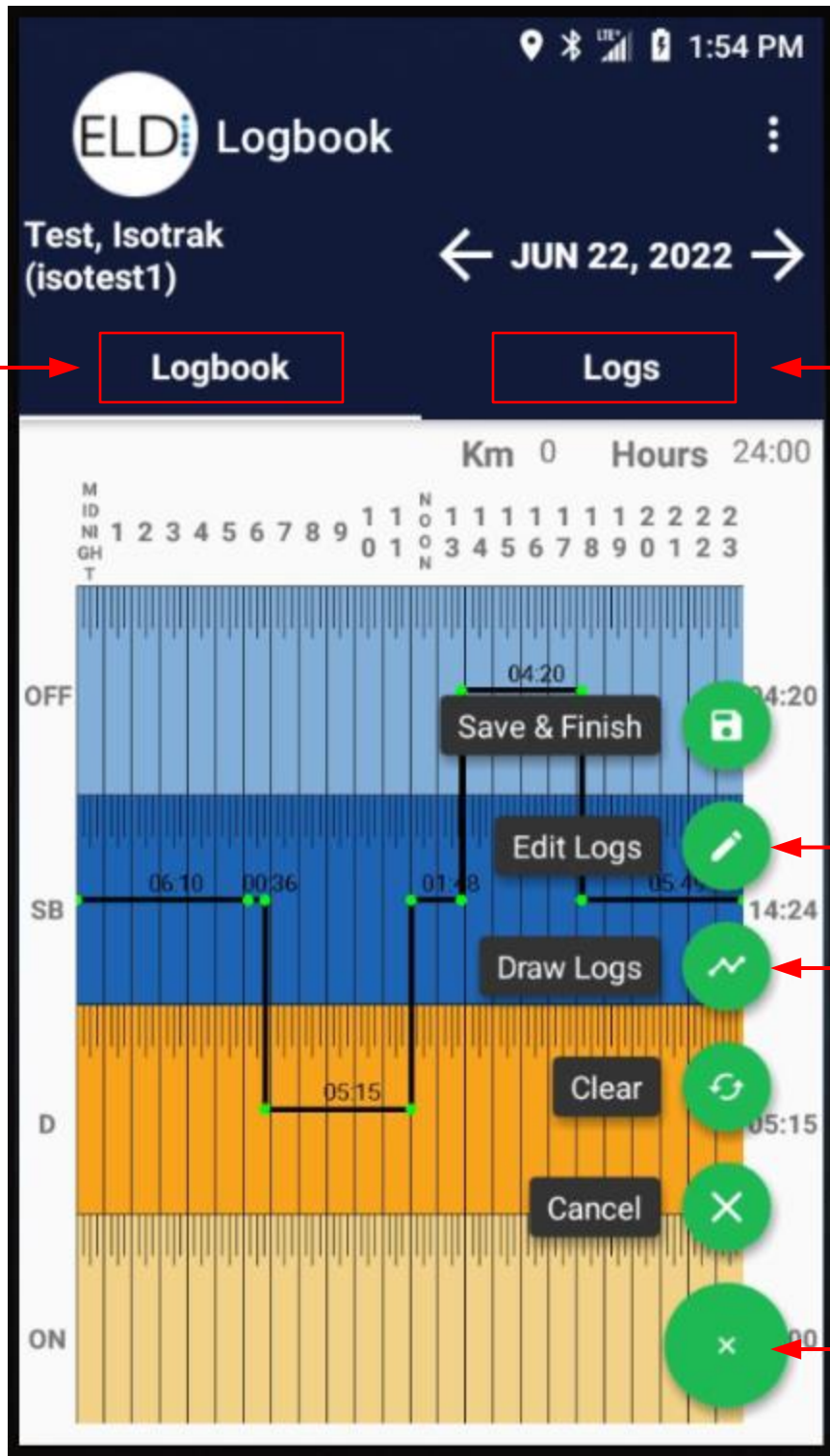


Driver Rules for editing logs

- The first and last log entry can't be edited.
- Two adjacent logs can't be equal to each other
- The start date and time is the parameter that can be moved to increase/decrease the time of the current and previous logs.
- Automatic recorded driving cannot be shortened.
- Automatically started time detected can't be moved.
- When you delete a log, the end time of the previous log is automatically moved to the end time of the deleted log (last log duration is increased).



Grid view

Logbook

Logs

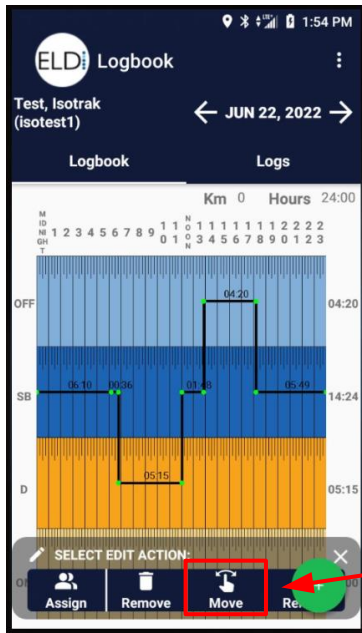
Event List view

Edit Current Log

Free Draw with finger

MENU button

Grid View Edit



Using the green menu button select "Edit Logs"

Here you can:

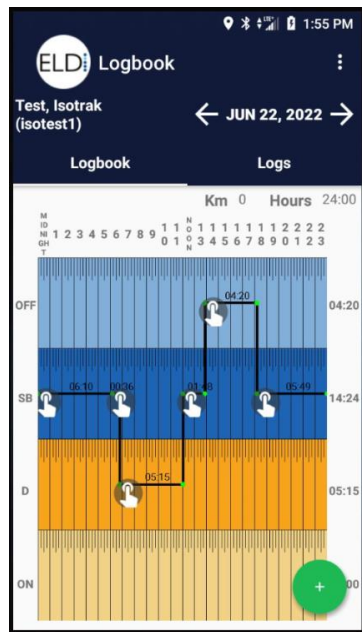
ASSIGN: Assign events to another driver/co driver

REMOVE: Delete an event

MOVE: Edit or adjust the current graph chart

REMARK: Add a remark to an event

Select "MOVE" icon to make a adjustment

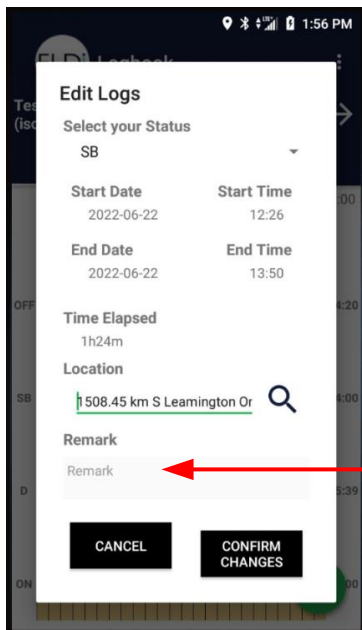
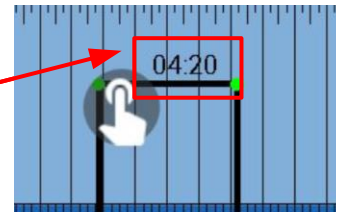


This then allows you to use your finger to drag the time line

Left or Right to adjust the time of a status

Up and Down will change the duty status

As you move the icon the time displayed will adjust

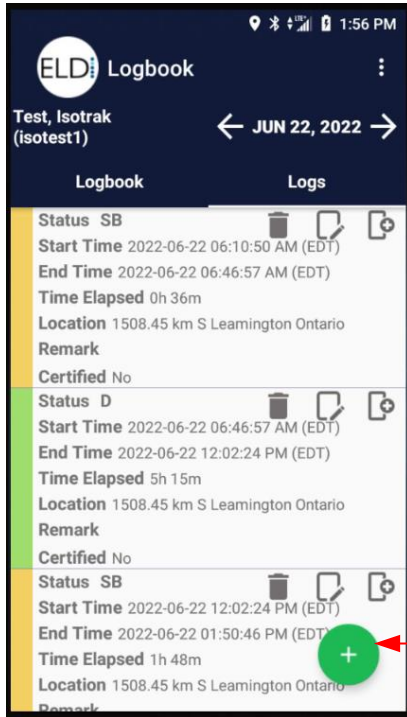


When you release your finger you will be presented with a summary of the proposed edit as well as the ability to make finer adjustments.

You **MUST** enter a remark for the edit

List View Edit

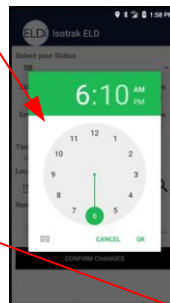
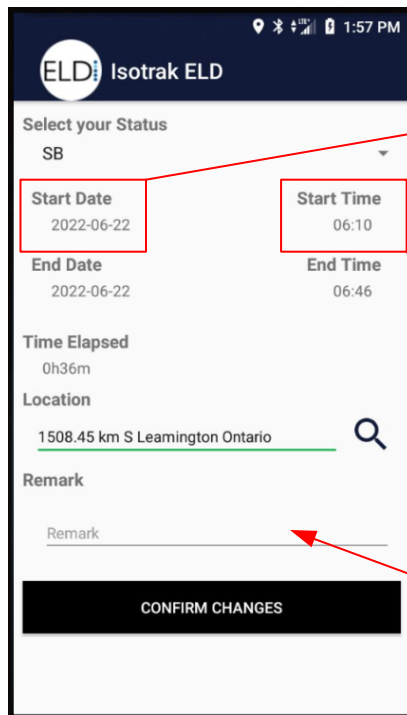
Scroll



In list view you can select the event and use one of the 3 icons to make a change



Use the green button to ADD an event

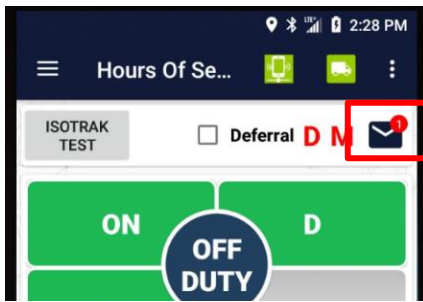


Make changes to the "status"

Edit date & Time

You **MUST** enter a remark for the edit

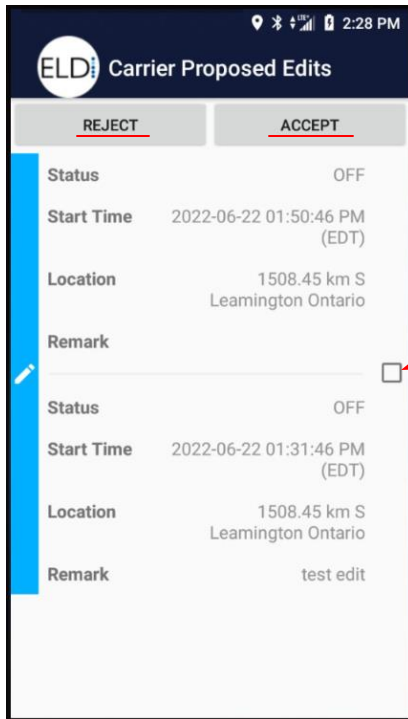
Carrier "Proposed" Edits



The Carrier has the ability to make "Proposed" log edits to your log. You the driver then has to choose to "ACCEPT" or "REJECT" the proposed edits.

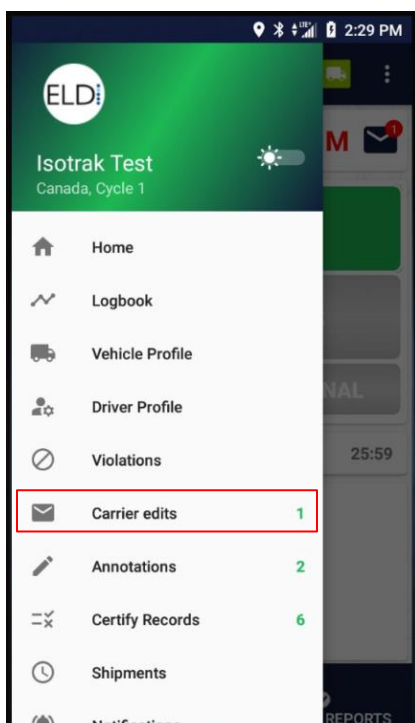
For the Carrier to make an edit the driver **MUST** have certified his log in advance.

A mail icon will appear with new changes.



Tap the mail icon and any proposed edits or unassigned drive time will be presented for selection.

Check the box per event to "ACCEPT" or "REJECT"



If the pop up is dismissed you can find the proposed changes in the menu option under "Carrier Edits"