
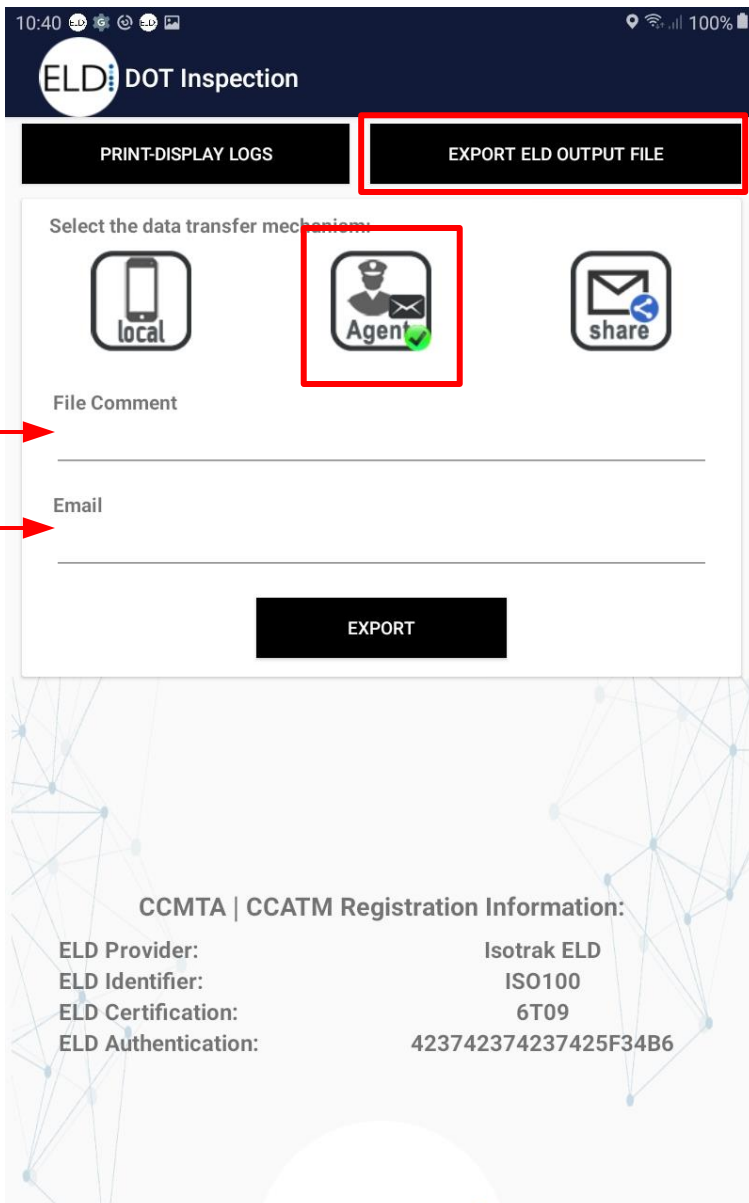





Roadside Inspection Mode

If you are stopped on the road, we recommend you enter the Roadside Inspection Mode by tapping on the  button. This mode allows you to export the Printout/Display document as well as exporting the ELD data file:



The engine must be turned on and running.

The ELD must be connected to the ECM and reading engine data in order to export the output file. If engine data is not available, you will see a notification indicating ECM connection is missing:

There are two different ways to export the output file, you can share (tap on SHARE) the output file with a third party or you and email the output file to a government agency. In both cases, enter the file comment provided by the roadside inspector and tap on AGEN